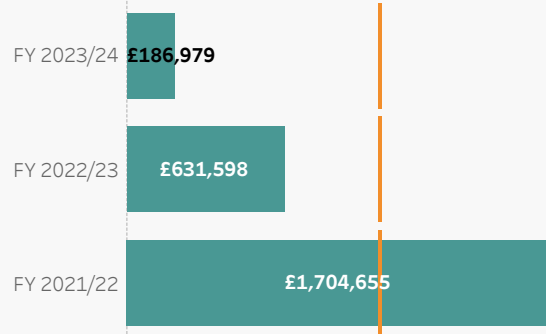


## Commercial

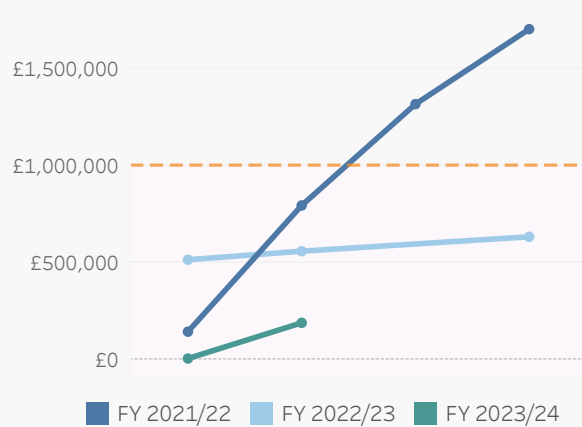
### Revenue Efficiencies:

**£186,979** generated in this FY.  
Target for this FY is **£1,000,000**

Annual Totals



Accumulative



## Collaboration

### Collaborative Contracts:

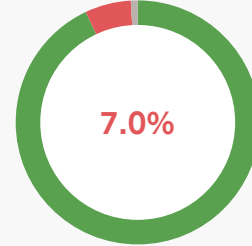
**125** Collaborative contracts live in Q1 2023/24.

**127** Collaborative contracts live in Q2 2023/24.

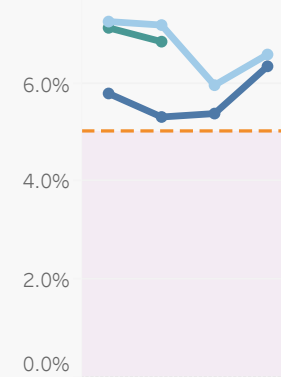
## Confidence

### Non-Verified Spend:

FY % to date



Quarterly %

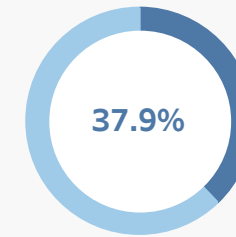


■ 2021/22 ■ 2022/23 ■ 2023/24

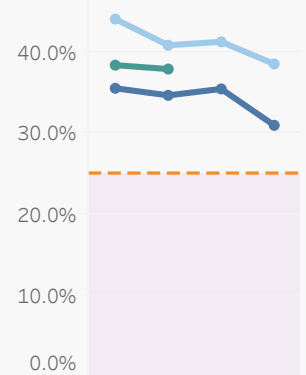
## Communities

### Social Value Target Against Contract Value:

% to date since launch April 2019



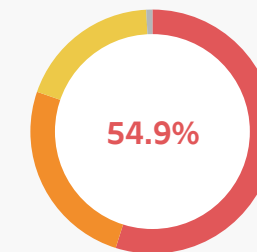
Accumulative %



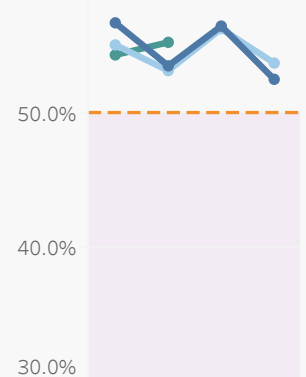
■ FY 2021/22 ■ FY 2022/23 ■ FY 2023/24

### Local Spend:

FY % to date



Quarterly %



■ 2021/22 ■ 2022/23 ■ 2023/24